

THAI NGUYEN INTERNATIONAL HOSPITAL JOINT STOCK COMPANY
(Established in the Socialist Republic of Vietnam)

SEPARATE FINANCIAL REPORT FOR THE 4th QUARTER OF 2023



CONTENT

<u>CONTENT</u>	<u>PAGE</u>
REPORT OF THE BOARD OF DIRECTORS	1 - 2
SEPARATE BALANCE SHEET AS ON DECEMBER 31, 2023	3 - 4
SEPARATE BUSINESS RESULTS REPORT OF THE 4TH QUARTER OF 2023	5 - 6
SEPARATE CASH FLOW STATEMENT OF THE 4TH QUARTER OF 2023	7 - 8
NOTES TO THE SEPARATE FINANCIAL STATEMENTS OF THE 4TH QUARTER OF 2023	9 - 29

REPORT OF THE BOARD OF DIRECTORS

The Board of Directors of Thai Nguyen International Hospital Joint Stock Company (referred to as the "Company") submits this report along with the Company's separate financial report of the fourth quarter of 2023

ADMINISTRATIVE COUNCIL AND BOARD OF GENERAL DIRECTORS

Members of the Board of Directors and Board of General Directors of the Company during the period and up to the date of this report include:

Administrative Council

Mr. Hoang Tuyen	Chairman
Mr. Le Xuan Tan	Vice Chairman
Mr. Nguyen Van Thuy	Member
Mr. Nguyen Xuan Don	Member
Mr. Vu Hong Minh	Member
Mr. Tran Thien Sach	Member
Mr. Ly Thai Hai	Member

Member

Mr. Le Xuan Tan	General Director
Mr. Nguyen Van Thuy	Deputy General Director
Mr. Tran Thien Sach	Deputy General Director
Mr. Dao Manh Duy	Deputy General Director
Mr. Nguyen Huu Diep	Deputy General Director
Mrs. Cao Thi Hong	Director of Marketing and Communications
Mrs. Le Thi Thuy An	Chief Financial Officer (resigned on May 31, 2023)

RESPONSIBILITIES OF THE BOARD OF DIRECTORS

The Board of Directors of the Company is responsible for preparing interim financial statements that honestly and fairly reflect the financial situation of the Company as of December 31, 2023, as well as the results of business operations and cash flow situation in the 4th quarter of 2023, in accordance with accounting standards, Vietnamese corporate accounting regime and legal regulations related to the preparation and presentation of mid-year financial statements. In preparing this interim financial report, the Board of Directors is required to:

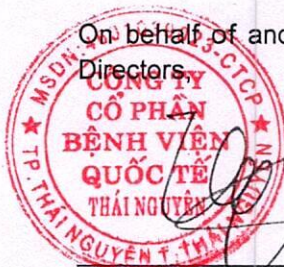
REPORT OF THE BOARD OF DIRECTORS (Continued)


- Select appropriate accounting policies and apply them consistently;
- Make judgments and estimates reasonably and prudently;
- Indicate whether appropriate accounting principles have been followed and whether there are any material departures that should be disclosed and explained in the interim financial statements;
- Prepare the interim financial statements on a going concern basis unless it is inappropriate to presume that the Company will continue in business; and
- Design and implement an effective internal control system for the purpose of preparing and presenting appropriate interim financial reports to limit risks and fraud.

The Board of Directors of the Company is responsible for ensuring that the accounting books are properly recorded to fairly reflect the financial situation of the Company at any time and to ensure that the interim financial statements are compliance with accounting standards, Vietnamese corporate accounting regime and legal regulations related to the preparation and presentation of interim financial reports. The Board of Directors is also responsible for ensuring the security of the Company's assets and taking appropriate measures to prevent and detect fraud and other irregularities.

The Board of Directors confirms that the Company has complied with the above requirements in preparing the separate financial statements of the fourth quarter of 2023.

On behalf of and representing the Board of
Directors,





Hoàng Tuyen
Chairman of the Board
January 30, 2024

**SEPERATE BALANCE SHEET
On December 31, 2023**

Unit: VND

ASSETS	CODE	Inter-pretation	Ending balance	Opening balance (re-present)
A. SHORT-TERM ASSETS	100		392.183.692.665	192.762.445.738
I. Cash and cash equivalents	110	4	198.945.273.147	73.783.104.379
1. Cash	111		198.945.273.147	73.783.104.379
III. Short-term receivables	130		174.969.698.656	103.606.881.125
1. Short-term trade receivables	131	5	13.137.582.567	15.704.571.779
2. Short-term repayments to suppliers	132	6	161.706.749.689	87.780.791.902
6. Other short-term receivables	136	7	125.366.400	121.517.444
IV. Inventories	140	8	14.642.837.686	14.883.761.752
1. Inventories	141		14.642.837.686	14.883.761.752
V. Other current assets	150		3.625.883.176	488.698.482
1. Short-term prepaid expenses	151	9	938.821.962	488.698.482
3. Taxes and other receivables from government budget	153	17	2.687.061.214	-
B. Long-term assets:	200		1.619.150.642.258	1.206.695.892.349
II. Fixed assets	220		963.508.509.631	1.048.566.972.644
1. Tangible fixed assets	221	10	923.819.768.261	966.823.232.800
- Historical costs	222		1.069.049.518.213	1.073.188.385.634
- Accumulated depreciation	223		(145.229.749.952)	(106.365.152.834)
3. Intangible fixed assets	227	11	39.688.741.370	81.743.739.844
- Historical costs	228		46.311.747.725	86.360.747.725
- Accumulated depreciation	229		(6.623.006.355)	(4.617.007.881)
III. Investment properties	230	12	35.978.697.115	36.888.619.463
- Historical costs	231		38.563.232.591	38.563.232.591
- Accumulated depreciation	232		(2.584.535.476)	(1.674.613.128)
IV. Long-term assets in progress	240		390.656.189.025	5.913.647.000
2. Construction in progress	242	13	390.656.189.025	5.913.647.000
V. Long-term investments	250	14	204.391.350.022	96.000.000.000
1. Investment in subsidiaries	251		203.125.000.000	-
2. Investments in joint ventures and associates	252		-	96.000.000.000
3. Invest and contribute capital to other units	253		10.000.000.000	-
4. Provision for long-term financial investments	254		(8.733.649.978)	-
VI. Other long-term assets	260		24.615.896.465	19.326.653.242
1. Long-term prepaid expenses	261	9	24.615.896.465	19.326.653.242
TOTAL ASSETS	270		2.011.334.334.923	1.399.458.338.087

The accompanying notes are an integral part of these financial statements

SEPERATE BALANCE SHEET

On December 31, 2023

(next)

Unit: VND


ASSETS	CODE	Inter-pretation	Ending balance	Opening balance (re-present)
C. LIABILITIES	300		404.852.361.647	474.432.450.710
I. Short-term liabilities	310		222.058.779.468	285.727.722.411
1. Short-term trade payables	311	15	12.686.962.883	15.097.061.786
2.Short-term prepayments from customers	312	16	983.520.195	3.953.535.902
3.Taxes and other payables to government budget	313	17	2.574.496.939	2.789.585.948
4. Payables to employees	314		7.943.212.182	5.028.642.554
5. Accrued expenses	315	18	584.853.793	-
8. Short-term Unrealized Revenue	318	19	-	240.000.000
9. Other short-term payments	319		33.722.454	4.192.200
10. Short-term borrowings and finance lease liabilities	320	20	197.252.011.022	258.614.704.021
II. Long-term liabilities	330		182.793.582.179	188.704.728.299
6. Long-term unearned revenues	336	19	-	7.038.181.819
8. Long-term borrowings and finance lease liabilities	338	21	182.793.582.179	181.666.546.480
D. Owner's equity	400		1.606.481.973.276	925.025.887.377
I. Owner's equity	410	22	1.606.481.973.276	925.025.887.377
1. Contributed capital	411		958.746.100.000	518.749.980.000
2. Capital surplus	412		258.967.990.000	-
5. Fund stocks	415		(700.000.000)	-
11. Undistributed profit after tax	421		389.467.883.276	406.275.907.377
- Previous period undistributed earnings	421a		250.654.777.377	265.700.205.176
- This period undistributed earnings	421b		138.813.105.899	140.575.702.201
TOTAL CAPITAL	440		2.011.334.334.923	1.399.458.338.087

Thai Nguyen, January 30, 2024


SCHEDULER

CHIEF ACCOUNTANT

CHAIRMAN OF THE BOARD



LUU THI HAI YEN



NGUYEN THI THU THUY




HOANG TUYEN

The accompanying notes are an integral part of these financial statements

INCOME STATEMENT
4th Quarter of 2023


ARTICLES	Code	Inter-pretation	Accumulated from the beginning of the year to the end of this quarter			
			4 th quarter of 2023	4 th quarter of 2022	This year	Previous year
1. Sales from goods and services sold	01	22	116.170.631.207	125.233.157.613	531.948.900.461	463.163.294.995
2. Sales deduction	02		-	-	-	-
3. Net sales from goods and services sold	10		116.170.631.207	125.233.157.613	531.948.900.461	463.163.294.995
4. Cost of goods sold	11	23	66.030.563.637	65.699.157.338	313.814.342.253	252.679.347.829
5. Gross profit from goods and services sold	20		50.140.067.570	59.534.000.275	218.134.558.208	210.483.947.166
6. Revenue from financial activities	21	24	799.413.489	7.667.458	1.886.926.703	23.959.439
7. Expenses from financial activities	22	25	11.825.805.512	7.954.507.207	35.225.792.944	37.406.471.559
- In there: Loan interest expense	23		3.092.155.534	7.954.507.207	26.492.142.966	37.406.471.559
8. Sales expenses	25		-	-	-	-
9. Administration expenses	26	26	7.383.319.162	7.527.369.129	32.575.935.279	27.388.020.286
10. Net profit from business activities	30		31.730.356.385	44.059.791.397	152.199.756.688	145.713.414.760
11. Other incomes	31		56.696.044	6.846.315	563.662.646	308.288.903
12. Other expenses	32		812.974.236	284.395.973	1.258.730.297	969.850.973
13. Other profits	40		(756.278.192)	(277.549.658)	(695.067.651)	(661.562.070)
14. Profit before tax	50		30.974.078.193	43.782.241.739	151.504.689.037	145.051.852.690
15. Current income tax expense	51	27	2.903.912.239	1.675.333.901	12.691.583.138	4.476.150.489
16. Deferred Income Tax	52		-	-	-	-
17. Profit after income tax	60		28.070.165.954	42.106.907.838	138.813.105.899	140.575.702.201
18. Primary earning per share	70	28	402	624	1.989	2.085

SCHEDULER



LUU THI HAI YEN

CHIEF ACCOUNTANT



NGUYEN THI THU THUY

Thai Nguyen, January 30, 2024

CHAIRMAN OF THE BOARD



HOANG TUYEN

CASH FLOW STATEMENT
(Indirect method)
Year of 2023

Unit: VND

Accumulated from the beginning of the year to the end of this quarter			
ARTICLES	Code	Current year	Previous year
I. Cash flow from business activities			
1. Profit before tax	01	151.504.689.037	145.051.852.690
2. Adjustments for			
-Depreciation of fixed assets	02	41.780.517.940	41.813.147.806
-Profit from investing activities	05	(1.866.926.703)	(23.959.439)
- Interest expense	06	26.492.145.966	36.638.617.293
3. Operating profit before changes in working capital	08	217.910.423.240	223.479.658.350
- Increase/decrease in accounts receivable and other short-term assets	09	(123.920.958)	(55.695.282.249)
- Increase/decrease in inventory	10	240.924.066	(3.018.595.861)
- Increase/decrease in accounts payable	11	(9.296.871.106)	72.155.719.299
- Increase/decrease in prepaid expenses	12	(5.739.366.702)	11.052.038.502
- Increase/ decrease in securities trading	13		
- Interest paid	14	(26.048.383.708)	(37.576.464.965)
- Income tax paid	15	(13.083.997.588)	(4.416.352.488)
Net cash flow from operating activities	20	163.858.807.244	205.980.720.588
II. Cash flow from investment activities		-	-
1. Payment for purchasing, construct fixed assets and other long-term assets	21	(459.895.887.879)	(217.068.435.871)
2. The proceeds from the liquidation or sale of fixed assets	22	54.050.000.000	-
5. Payments for equity investments in other entities	25	(117.125.000.000)	(96.000.000.000)
6. Proceed from collection investment in other entity	26	74.700.000.000	
7. Receipts from interests.	27	1.866.926.703	23.959.439
Cash flows from investing activities	30	(521.103.961.176)	(238.344.476.432)
III. Cash flow from financial activities		-	-
1. Proceeds from the issuance of shares or reception of capital contributed by owners	31	543.342.980.000	-
2. Money to return contributed capital to owners, buy back shares of the issued enterprise	32	(700.000.000)	-
3. Receipts from borrowings	33	375.174.583.248	402.322.104.252
4. Repayments of principals of borrowings	34	(435.410.240.548)	(429.746.560.582)
Net cash flow from financial activities	40	482.407.322.700	(27.424.456.330)
Net cash flow in the period	50	125.162.168.768	(59.788.212.174)
Cash and cash equivalents at the beginning of period	60	73.783.104.379	133.571.316.553
The effect of changes in exchange rate	61	-	-
Cash on hand and closing amount	70	198.945.273.147	73.783.104.379

**THAI NGUYEN INTERNATIONAL HOSPITAL JOINT
STOCK COMPANY**

No.328, Luong Ngoc Quyen street, Dong Quang ward,
Thai Nguyen city, Thai Nguyen province

FORM NO. B 03a-DN

Issued according to Circular No. 200/2014/TT-
BTC dated December 22, 2014 of the Ministry of
Finance

Thai Nguyen, January 30, 2024

SCHEDULER



LUU THI HAI YEN

CHIEF ACCOUNTANT



NGUYEN THI THU THUY

CHAIRMAN OF THE BOARD



HOANG TUYEN

NOTES TO THE SEPERATE FINANCIAL STATEMENTS OF THE 4TH QUARTER OF 2023**1. GENERAL INFORMATION****Form of equity ownership**

Thai Nguyen International Hospital Joint Stock Company was established under the Enterprise Registration Certificate of Joint Stock Company No. 4601039023 issued by the Department of Planning and Investment of Thai Nguyen province on March 19, 2012. According to the latest Business Registration Certificate, the 10th change on July 6, 2023, the Company's charter capital is 958,746,100,000 VND, corresponding to 95,874,610 shares. The Company's shares are listed on the Ho Chi Minh City Stock Exchange (HOSE) with the stock code TNH

Main business lines and activities

The Company's business lines are:

- Operations of hospitals and medical stations;
- Real estate business, land use rights belonging to the owner, user or tenant;
- Short-stay services; and
- Restaurants and mobile food services.

The Company's main activities are medical examination and treatment.

Normal production and business cycle:

The normal production and business cycle of the Company is carried out for a period of no more than 12 months.

Enterprise structure:

The company's head office is located at: No.328 Luong Ngoc Quyen, Dong Quang ward, Thai Nguyen city, Thai Nguyen province.

As on December 31, 2023, the Company's dependent units and subsidiaries include:

ON	Name	Address	Main activities
1	Thai Nguyen International Hospital Branch	No. 328, Luong Ngoc Quyen Street, Dong Quang Ward, Thai Nguyen City, Thai Nguyen province, Vietnam	Medical examination and treatment
2	Yen Binh General Hospital Branch	Chua hamlet, Nam Tien commune, Pho Yen town, Thai Nguyen province, Vietnam	Medical examination and treatment
3	TNH Viet Yen Hospital Branch	YT land lot, Nguyen The Nho street, Nguyen The Nho residential area, Bich Dong town, Viet Yen district, Bac Giang province, Vietnam	Medical examination and treatment
4	TNH Lang Son Hospital Joint Stock Company	Block 10, Nhi Thanh Street, Tam Thanh Ward, Lang Son City, Lang Son Province, Vietnam	Medical examination and treatment

Explanation of comparability of information in interim financial statements

Comparative data on the interim balance sheet and corresponding notes are audited financial statement data for the fiscal year ending December 31, 2022.

The comparative data on the 4th Quarter Business Results Report and the corresponding notes are the data of the 4th Quarter of 2022 financial statements prepared by the Company. Comparative figures on this year's Cash Flow Statement are figures on the audited financial statements for the fiscal year ending on December 31, 2022.

Some comparative figures are restated to be consistent with this period's figures, specifically as follows:

Articles	Code	Reported data VND	Re-present VND	After re-present VND	Notes
Balance sheet					
Tangible fixed assets	221	968.132.528.075	(1.309.295.275)	966.823.232.800	(i)
- Original price	222	1.075.329.066.880	(2.140.681.246)	1.073.188.385.634	(i)
- Accumulated depreciation	223	(107.196.538.805)	831.385.971	(106.365.152.834)	(i)
Intangible fixed assets	227	81.419.171.619	(324.568.225)	81.743.739.844	(i)
- Original price	228	86.035.480.000	325.267.725	86.360.747.725	(i)
- Accumulated depreciation	229	(4.616.308.381)	(699.500)	(4.617.007.881)	(i)
Investment real estate	230	35.901.349.486	986.942.828	36.888.292.314	(i)
- Original price	231	37.564.119.824	999.112.767	38.563.232.591	(i)
- Accumulated depreciation	232	(1.662.770.338)	(12.169.939)	(1.674.940.277)	(i)
Long-term prepaid expenses	261	13.997.742.203	5.328.911.039	19.326.653.242	(i)
Taxes and other amounts payable to the State	313	1.681.736.849	1.107.849.099	2.789.585.948	(i)
Short-term unearned revenue	318	-	240.000.000	240.000.000	(ii)
Long-term unearned revenue	336	7.278.181.819	(240.000.000)	7.038.181.819	(ii)
- Undistributed after-tax profits accumulated to the end of the previous year	421a	261.476.600.309	4.220.626.610	265.697.226.919	(i), (ii)

(i) Adjustment according to tax inspection

(ii) Reclassify some items to match the comparative figures of this period.

2. BASIS FOR PREPARATION OF INTERIM FINANCIAL REPORTS AND ACCOUNTING PERIOD

Basis for preparing interim financial statements

The accompanying interim financial statements are presented in Vietnam Dong (VND), according to the principle of historical cost and in accordance with accounting standards,

Vietnamese corporate accounting regime and relevant legal regulations. relating to the preparation and presentation of interim financial statements.

The accompanying interim financial statements are not intended to reflect the financial position, results of operations and cash flows in accordance with accounting principles and practices generally accepted in countries out of Vietnam.

Accounting period

The Company's annual accounting period begins on January 1 and ends on December 31..

The 4th quarter of 2023 financial statements are prepared for the 3-month operating period ending on December 31, 2023.

3. SUMMARY OF IMPORTANT ACCOUNTING POLICIES

The following are the main accounting policies applied by the Company in preparing interim financial statements:

Accounting estimates

The preparation for interim financial statements complies with Vietnamese Accounting Standards, the Vietnamese corporate accounting regime and legal regulations related to the preparation and presentation of interim financial statements require the Board of Directors to make estimates and assumptions that affect the reported data on liabilities, assets and presentation of contingent liabilities and assets at the date of the interim financial statements as well as reported figures on revenue and expenses throughout the operating period. Although accounting estimates are made with all the knowledge of the Board of Directors, actual numbers may be different from the estimates and assumptions.

Cash and cash equivalents

Cash and cash equivalents include cash on hand, demand deposits, cash in transit, short-term investments (not exceeding 3 months), highly liquid, easily convertible into cash and has little risk associated with value fluctuations.

Financial investments

Investments in affiliated companies

An associate is a company in which the Company has significant influence but is not a subsidiary or joint venture of the Company. Significant influence is the right to participate in the financial and operating policy decisions of the investee, but not control or joint control over those policies.

The Company initially records investments in affiliated companies at cost. The Company accounts in income on the interim income statement the amount distributed from the accumulated net profit of the investee arising after the investment date. Other amounts that the

Company receives in addition to distributed profits are considered recovery of investments and recorded as a deduction from the original investment price.

Investments in affiliated companies are presented in the Balance Sheet at cost less provisions for devaluation (if any). Provision for devaluation of investments is made when there is solid evidence that there is a decline in the value of these investments at the end of the operating period.

Accounts Receivable

Receivables are amounts that can be recovered from customers or other entities. Receivables are presented at book value less provisions for doubtful debts.

Provision for bad debts is made for receivables that are past due, or receivables that the debtor has difficulty paying due to liquidation, bankruptcy or similar difficulties.

Inventory

Inventories are determined on the basis of the lower of cost and net realizable value. The cost of inventory includes the cost of direct materials, direct labor and manufacturing overhead, if any, to bring the inventory to its present location and condition. The company applies the regular declaration method to account for inventory. The original cost of inventory is determined according to the first-in, first-out method. Net realizable value is determined by the estimated selling price minus the estimated costs to complete the product and incurred marketing, sales and distribution costs.

Provision for devaluation of the Company's inventory is made in accordance with current accounting regulations. Accordingly, the Company is allowed to make provisions for devaluation of obsolete, damaged, poor quality inventory and in case the original price of the inventory is higher than the net realizable value at the end of the fiscal year. accountant.

Tangible fixed assets and depreciation

Tangible fixed assets are presented at cost less accumulated depreciation.

The original cost of a tangible fixed asset includes the purchase price and all other costs directly related to bringing the asset into a ready-to-use state.

The original cost of self-made and self-constructed tangible fixed assets includes construction costs, actual production costs incurred, plus installation and test run costs.

Tangible fixed assets are depreciated using the straight-line method over their estimated useful lives. The specific depreciation period is as follows:

	How long
Factories and architectural objects	5 - 48
machine and equipment	6 - 15
Office equipment	8 - 10

Means of transportation

10 - 15

Rent property

All other leases are considered operating leases.

The company is the lessor

Operating lease revenue is recognized on a straight-line basis over the lease term. Initial direct costs incurred during negotiations to sign the lease contract.

Activities are recognized in the residual value of the leased asset and accounted for using the straight-line method over the lease term..

The company is the lessee

A lease is considered an operating lease when the lessor still enjoys the majority of the benefits and must bear the risks of ownership of the asset. Operating lease expenses are recorded in the interim income statement on a straight-line basis throughout the lease term. Amounts received or receivable to facilitate the conclusion of operating leases are also recognized on a straight-line basis over the lease term.

Intangible fixed assets and depreciation

Land use rights

Intangible fixed assets represent the value of land use rights presented at cost less accumulated depreciation. Land use rights are allocated in accordance with the land use period of 50 years.

Software

Computer software is initially recognized at purchase price and amortized on a straight-line basis over its estimated useful life.

Software is amortized using the straight-line method over a period of 8 - 20 years.

Investment real estate

Investment real estate includes a part of the area of Thai Nguyen International Hospital and a part of Yen Binh General Hospital, Thai Nguyen held by the Company for the purpose of profit from leasing. Investment real estate for lease is stated at cost less accumulated depreciation. The original price of self-built investment real estate is the final settlement value of the project or directly related costs of the investment real estate.

Rental investment properties are depreciated using the straight-line method over their estimated useful lives of 42 to 46 years.

Construction in progress costs

Assets under construction for production, rental, administration or any other purpose are recorded at cost, including costs necessary to create the asset in accordance with the requirements. Company's accounting policy. Depreciation of these assets is applied the same as other assets, starting when the assets are in a ready-to-use state..

Advanced payments

Prepaid expenses include actual expenses that have been incurred but are related to the results of production and business activities of many accounting periods. Prepaid expenses include fixed asset repair costs, property insurance costs and other prepaid expenses..

Asset insurance costs represent insurance costs for assets incurred periodically and are allocated to the interim income statement using the straight-line method for a maximum period of no more than 12 months.

Fixed asset repair costs represent one-time major repair costs of fixed assets of high value and are allocated to the interim income statement using the maximum straight-line method. no more than 3 years.

Other prepaid expenses include the value of tools, instruments, and small components that have been issued for use and are considered likely to bring future economic benefits to the Company. These costs are capitalized in the form of prepayments and allocated to the interim income statement, using the straight-line method according to current accounting regulations..

Unrealized revenue

Unearned revenue is pre-received revenue related to one or more accounting years for space rental services at Yen Binh Thai Nguyen General Hospital Branch that have not yet been provided or transferred. The Company records unearned revenues corresponding to the obligations that the Company will have to perform in the future. When the conditions for revenue recognition are satisfied, unearned revenue will be recorded in the Income Statement in the period corresponding to the part that satisfies the conditions for revenue recognition..

Revenue recognition

Revenue from service providers

Revenue from a service provision transaction is recognized when the outcome of that transaction can be reliably determined. In case a service provision transaction involves multiple periods, revenue is recognized in the period according to the results of the completed work at the Balance Sheet date of that period. The result of a service provision transaction is determined when all four (4) following conditions are met:

- (a) Revenue is determined with relative certainty;
- (b) There is a possibility of obtaining economic benefits from the transaction providing that service;
- (c) Determine the work completed at the balance sheet date; and
- (d) Determine the costs incurred for the transaction and the costs to complete the service provision transaction.

Deposit interest is recognized on an accrual basis, determined on the balance of deposit accounts and the applicable interest rate

Borrowing costs

Borrowing costs are recorded in production and business expenses in the period in which they arise, unless capitalized in accordance with the provisions of Vietnamese Accounting Standard No. 16 "Borrowing costs". Accordingly, borrowing costs directly related to the purchase, construction investment or production of assets that take a relatively long time to complete and put into use or business are added to the historical cost of the asset for until the asset is put into use or business. Income arising from the temporary investment of loans is recorded as a decrease in the cost of the relevant assets. For separate loans serving the construction of fixed assets or investment real estate, interest is capitalized even if the construction period is less than 12 months. Other loan interest expenses are recorded in the interim income statement when incurred.

Tax

Corporate income tax represents the total value of current tax payable and deferred tax.

The current tax payable is calculated based on taxable income for the period. Taxable income is different from pre-tax profit as presented in the interim income statement because taxable income does not include income or expenses that are taxable or deductible in other periods. and also does not include non-taxable or non-deductible items.

Deferred income tax is calculated on the differences between the book value and the income tax base of asset or liability items on the interim financial statements and is recorded according to the Balance Sheet method. for accounting. Deferred tax liabilities must be recognized for all temporary differences and deferred tax assets are recognized only when it is probable that there will be sufficient future taxable profit to offset the difference. temporary deviation. As at September 30, 2023, the Company does not have any material temporary differences between the book value and the corporate income tax base of assets or liabilities on the Balance Sheet between age.

Deferred income tax is determined at the tax rate expected to apply in the period when the asset is recovered or the liability is settled. Deferred income tax is recognized in the interim

income statement and recorded in equity only when the tax is related to items recorded directly in equity.

Deferred tax assets and deferred tax liabilities are offset when the Company has a legally enforceable right to offset current tax assets against current tax liabilities and when the assets Deferred income taxes and deferred income tax liabilities related to corporate income taxes are administered by the same tax authority and the Company intends to pay current income taxes on a net basis.

The determination of the Company's income tax is based on current tax regulations. However, these regulations change from time to time and the final determination of corporate income tax depends on the inspection results of the competent tax authority.

Other taxes are applied according to current tax laws in Vietnam.

4. CASH

	Ending balance	Opening balance
Cash	198.945.273.147	73.783.104.379
- Cash	1.443.502.144	154.784.526
- Bank deposits	197.501.771.003	73.628.319.853
Total	198.945.273.147	73.783.104.379

5. SHORT-TERM RECEIVABLE FROM CUSTOMERS

	Ending balance (VND)	Opening balance (VND)
	Value	Value
Short-term	13.137.582.567	15.704.571.779
Thai Nguyen province Social Security	12.104.416.367	14.799.209.528
Nui Phao Mining Company	-	186.703.200
Glonics Vietnam Co.,Ltd	46.590.000	164.240.000
Insmart JSC	212.882.821	100.825.509
Wincommerce General Commercial Services JSC	99.290.000	-
Other accounts receivable from customers	674.403.379	453.593.542
Long-term	-	-
Total	13.137.582.567	15.704.571.779

6. SHORT-TERM ADVANCED PAYMENTS TO SUPPLIERS

	Ending balance (VND)	Opening balance (VND)
	Value	Value
Short-term	161.706.749.689	87.780.791.902
Taurus Healthcare technology JSC	101.449.169.860	-
Duc Dung Construction and Development Company Limited	48.200.500.000	-
A Chau Medical Equipment And Pharmaceutical Joint Stock Company	6.702.667.600	-
Dong Nam Construction and Trading Company Limited	1.260.749.925	78.992.798.868
Consulting Office for Construction – Hanoi Architecture University	-	3.192.000.000
Blue Mount Construction And Investment Consulting Joint Stock Company	-	1.368.000.000
Vimeteck Trading-Technology Company Limited	3.208.500.000	3.208.500.000
Other suppliers	885.162.304	1.019.493.034
Long-term	-	-
Sum	161.706.749.689	87.780.791.902

7. Other receivable

	Ending balance (VND)		Opening balance (VND)	
	Value	Provision	Value	Provision
Short-term	125.366.400	-	121.517.444	-
- Advance	122.000.000	-	80.000.000	-
- Social Insurance	3.366.400	-	41.517.444	-
Long-term	-	-	-	-
Total	125.366.400	-	121.517.444	-

8. INVENTORY

	Ending balance (VND)		Opening balance (VND)	
	Historical cost	Provision	Historical cost	Provision
Medicines, medical supplies, medical chemicals	14.310.141.549	-	14.604.907.549	-
Unfinished expenses	332.696.137	-	278.854.203	-
Sum	14.642.837.686	-	14.883.761.752	-

9. PREPAID EXPENSES

	Ending balance	Opening balance (re-present)
<i>a. Short-term prepaid expenses</i>	938.821.962	488.698.482
- Equipment	938.821.962	488.698.482
<i>b. Long-term prepaid expenses</i>	24.615.896.465	19.326.653.242
- Equipment and other Long-term prepaid expenses	24.615.896.465	19.326.653.242
Sum	25.554.718.427	19.815.351.724



10. INCREASE/DECREASE IN TANGIBLE FIXED ASSETS

Contents	Buildings and structures	Machinery, Equipment	Means of transport and transmission	Office equipment	Total
HISTORICAL COST					
Opening balance (re-present)	892.646.562.098	170.117.483.052	10.093.625.884	330.714.600	1.073.188.385.634
- Buying in period	-	2.070.340.600	7.791.791.979	-	9.862.132.579
- Transfer of property	(14.001.000.000)				(14.001.000.000)
Ending balance	878.645.562.098	172.187.823.652	17.885.417.863	330.714.600	1.069.049.518.213
ACCUMULATED DEPRECIATION VALUE					
Opening balance (re-present)	62.227.188.976	40.671.889.977	3.356.307.566	109.766.315	106.365.152.834
- Annual depreciation	25.428.013.118	12.478.044.000	926.610.225	31.929.775	38.864.597.118
Ending balance	87.655.202.094	53.149.933.977	4.282.917.791	141.696.090	145.229.749.952
REMAINING VALUE					
Opening balance (re-present)	830.419.373.122	129.445.593.075	6.737.318.318	220.948.285	966.823.232.800
Ending balance	790.990.360.004	119.037.889.675	13.602.500.072	189.018.510	923.819.768.261

As presented in Notes 18 and 19, the Company has mortgaged machinery, equipment, means of transport, factories and structures to secure loans at commercial banks and credit organizations.

11. INCREASE/DECREASE IN INTANGIBLE FIXED ASSETS

ARTICLES	Land use right	Computer software	Total
Historical cost of intangible fixed assets			
<i>Opening balance</i>	68.624.267.725	17.736.480.000	86.360.747.725
Transfer of property	(40.049.000.000)	-	(40.049.000.000)
<i>Ending balance</i>	28.575.267.725	17.736.480.000	46.311.747.725
Accumulated depreciation			
<i>Opening balance</i>	284.395.973	4.332.611.908	4.617.007.881
Depreciation	568.791.947	1.437.206.527	2.005.998.474
<i>Ending balance</i>	853.187.920	5.769.818.435	6.623.006.355
REMAINING VALUE OF intangible fixed assets			
<i>Opening balance</i>	68.339.871.752	13.403.868.092	81.743.739.844
<i>Ending balance</i>	27.722.079.805	11.966.661.565	39.688.741.370

12. INCREASE/DECREASE INVESTMENT REAL ESTATE

	Houses, architecture, structures (VND)	Total (VND)
HISTORICAL COST		
<i>Opening balance</i>	38.563.232.591	38.563.232.591
- Increasing in period	-	-
<i>Ending balance</i>	38.563.232.591	38.563.232.591
ACCUMULATED DEPRECIATION		
<i>Opening balance</i>	1.674.613.128	1.674.613.128
- Depreciation	909.922.348	909.922.348
<i>Ending balance</i>	2.584.535.476	2.584.535.476
REMAINING VALUE		
<i>At opening balance day</i>	36.888.619.463	36.888.619.463
<i>At ending balance day</i>	35.978.697.115	35.978.697.115

According to the provisions of Vietnamese Accounting Standard No. 05 - Investment real estate, the fair value of investment real estate as of December 31, 2023 needs to be presented. At the time of releasing the interim financial statements, the Company had not re-evaluated the fair value of investment real estate because there was no specific guidance on determining the fair value of investment real estate.

THAI NGUYEN INTERNATIONAL HOSPITAL JOINT STOCK COMPANY

No.328, Luong Ngoc Quyen street, Dong Quang ward,
Thai Nguyen city, Thai Nguyen province

FORM NO. B 03a-DN

Issued according to Circular No. 200/2014/TT-BTC dated December 22, 2014 of the Ministry of Finance

13. CONSTRUCTION IN PROGRESS COSTS

	Ending balance	Opening balance (re-present)
<i>Basic construction</i>	390.656.189.025	5.913.647.000
Obstetrics and Gynecology Hospital Project - International Hospital	4.949.405.000	4.949.405.000
Investment project to build Viet Yen hospital	384.817.766.581	964.242.000
Investment project to build Yen Binh hospital	889.017.444	
Total	390.656.189.025	5.913.647.000

As presented in Note No. 19, the Company has mortgaged assets formed from project loans to secure loans at commercial banks and credit institutions.

14. FINANCIAL INVESTMENTS

	Ending balance VND		Opening balance VND	
	Historical cost	Provision	Historical cost	Provision
<i>a. Investment in subsidiaries</i>	203.125.000.000	(8.733.649.978)	-	-
TNH Lang Son JSC	203.125.000.000	(8.733.649.978)	-	-
<i>b. Investment in affiliated companies</i>	-	-	96.000.000.000	-
TNH Lang Son JSC	-	-	96.000.000.000	-
<i>c. Investment in capital contribution of other units</i>	10.000.000.000	-	-	-
TNH Hanoi Hospital JSC	10.000.000.000	-	-	-
Total	213.125.000.000	(8.733.649.978)	96.000.000.000	-

The Company has not evaluated the fair value of financial investments at the end of the operating period because current regulations do not have specific instructions on determining the fair value of financial investments.

Summary of business operations of the company that TNH invested in during the year:

Investments	This year	Previous year
Lang Son Hospital Joint Stock Company	Accounting for 62.5%, In the process of basic construction	In the process of basic construction
TNH Hanoi Hospital Joint Stock Company	Accounts for 10%, newly established, in the process of basic construction	

**THAI NGUYEN INTERNATIONAL HOSPITAL JOINT
STOCK COMPANY**

No.328, Luong Ngoc Quyen street, Dong Quang ward,
Thai Nguyen city, Thai Nguyen province

FORM NO. B 03a-DN

Issued according to Circular No. 200/2014/TT-
BTC dated December 22, 2014 of the Ministry
of Finance

15. SHORT-TERM PAYABLES TO SELLER

	Ending balance		Opening balance	
	Value	Ability to pay	Value	Ability to pay
Short-term	12.686.962.883	12.686.962.883	15.097.061.786	15.097.061.786
- A Chau Pharmaceutical and medical equipment JSC	438.589.000	438.589.000	853.843.442	853.843.442
- Viet Ha – Pham Thi Chung MQ Business Households	-	-	3.150.000.000	3.150.000.000
- ACT Vietnam Investment and Development JSC	15.600.000	15.600.000	2.070.836.297	2.070.836.297
- Taurus Healthcare technology JSC	1.212.477.445	1.212.477.445	-	-
- Other customers	11.020.296.438	11.020.296.438	9.022.382.047	9.022.382.047
Long-term	-	-	-	-
Total	12.686.962.883	12.686.962.883	15.097.061.786	15.097.061.786

16. ADVANCES FROM CUSTOMERS

	Ending balance (VND) Value	Opening balance (VND) Value
Short term	983.520.195	3.953.535.902
- Advanced payments of patients	924.468.195	3.904.293.902
- DongWha Vietnam JSC	49.242.000	49.242.000
- Others	9.810.000	-
Long term	-	-
Total	983.520.195	3.953.535.902

**THAI NGUYEN INTERNATIONAL HOSPITAL JOINT
STOCK COMPANY**

No.328, Luong Ngoc Quyen street, Dong Quang ward,
Thai Nguyen city, Thai Nguyen province

FORM NO. B 03a-DN

Issued according to Circular No. 200/2014/TT-
BTC dated December 22, 2014 of the Ministry
of Finance

17. TAXES AND OTHER RECEIVABLES/PAYABLES TO THE STATE BUDGET

	Opening balance	Increasing in period	Decreasing in period	Ending balance
<i>Taxes receivables</i>				
- VAT overpaid	-	702.205.361	-	702.205.361
- Land tax and land rent	-	1.984.855.853	-	1.984.855.853
Total	-	2.687.061.214	-	2.687.061.214
<i>Taxes payables</i>				
- Value added tax on goods sold	2.941.905	989.473.640	992.415.545	-
- Corporate income tax	2.580.216.453	12.691.583.138	13.083.997.588	2.187.802.003
- Personal income tax	206.427.590	4.141.636.133	3.961.368.787	386.694.936
- Land tax and land rent	-	289.962.690	289.962.690	-
- Other payables	-	410.678.517	410.678.517	-
Total	2.789.585.948	18.523.334.118	18.738.423.127	2.574.496.939

18. DEFERRED REVENUE

	Ending balance VND	Opening balance(represent) VND
a. Short-term		
Revenue received in advance	-	240.000.000
	-	240.000.000
b. Long-term		
Revenue received in advance	-	7.038.181.819
	-	7.038.181.819

19. SHORT-TERM AND LONG-TERM LOANS

	Opening balance (VND)		Increase (VND)	Decrease (VND)	Ending balance (VND)	
	Value	Ability to pay			Value	Ability to pay
a. Short-term loan principal	192.998.704.021	192.998.704.021	202.150.136.733	207.408.829.732	158.977.804.631	158.977.804.631
(i) Vietnam Bank for Agriculture and Rural Development – Thai Nguyen branch	33.286.530.495	33.286.530.495	20.769.943.497	45.139.280.401	8.917.193.591	8.917.193.591
(ii) Joint Stock Commercial Bank for Investment and Development of Vietnam – Thai Nguyen branch	67.692.173.526	67.692.173.526	141.528.368.950	155.269.549.331	53.849.076.172	53.849.076.172
(iii) Military Commercial Joint Stock Bank - Thai Nguyen Branch	-	-	39.851.824.286	7.000.000.000	32.851.824.286	32.851.824.286
(iv) Individual borrowing	92.020.000.000	92.020.000.000	-	-	92.020.000.000	92.020.000.000
b. Long-term loan principal	247.282.546.480	247.282.546.480	173.024.446.515	228.001.410.816	192.305.582.179	192.305.582.179
(v) Joint Stock Commercial Bank for Investment and Development of Vietnam – Thai Nguyen branch	218.297.410.816	218.297.410.816	5.021.752.122	218.297.410.816	5.021.752.122	5.021.752.122
(v) Military Commercial JSB – Thai Nguyen branch	11.223.935.664	11.223.935.664	168.002.694.393	5.616.000.000	173.610.630.057	173.610.630.057
(vi) Joint Stock Commercial Bank For Foreign Trade Of Vietnam	17.761.200.000	17.761.200.000	-	4.088.000.000	13.673.200.000	13.673.200.000
Sum	440.281.250.501	440.281.250.501	375.174.583.248	435.410.240.548	380.045.593.201	380.045.593.201

c) Classification of Current Portion of Long-term debt

	Ending balance (VND)		Opening balance (VND)	
	Value	Ability to pay	Value	Ability to pay
- Joint Stock Commercial Bank for Investment and Development of Vietnam – Thai Nguyen branch	500.000.000	500.000.000	56.000.000.000	56.000.000.000
- Military Commercial Joint Stock Bank – Thai Nguyen branch	4.212.000.000	4.212.000.000	5.616.000.000	5.616.000.000
- Joint Stock Commercial Bank For Foreign Trade Of Vietnam – Thai Nguyen branch	4.800.000.000	4.800.000.000	4.000.000.000	4.000.000.000
Total	9.512.000.000	9.512.000.000	65.616.000.000	65.616.000.000

d) Balance at the time of the preparation of financial statements

d1) Short-term loans (d1 = a+c)	197.252.011.022	197.252.011.022	258.614.704.021	258.614.704.021
d2) Long-term loans (d2 = b-c)	182793.582.179	182793.582.179	181.666.546.480	181.666.546.480
Sum	380.045.593.201	380.045.593.201	440.281.250.501	440.281.250.501

(i) Short-term loan from the Bank for Agriculture and Rural Development - Thai Nguyen Branch according to Credit Contract No. 8500-LAV20 2300229 dated March 15, 2023 and Amended and Supplemental Contract dated May 4 2023 with an actual credit limit of 30,000,000,000 VND, the term loan interest rate is specified in each Debt Note at the time of capital withdrawal. The purpose of the loan is to supplement working capital to serve medical examination and treatment activities. Loan term depends on each specific debt receipt. The loan is secured by collateral.

(ii) Unsecured loan from Joint Stock Commercial Bank for Investment and Development of Vietnam - Thai Nguyen Branch under Credit Contract No. 01/2023/5745705/HDTD dated July 14, 2023 with Credit limit is 80,000,000,000 VND, loan interest rate is determined according to each disbursement. The purpose of the loan is to supplement working capital, provide guarantees and open L/C. The limit grant period is from the date of signing the contract until July 14, 2024. Loan term, interest rate and fees are determined according to each specific credit contract.

(iii) Short-term loan from Military Commercial Joint Stock Bank Thai Nguyen branch under credit contract No. 144495.23.090.1699479.TD dated June 26, 2023 with credit limit of 60,000,000,000 VND, loan interest rate to be determined determined for each disbursement. The purpose of the loan is to serve the Customer's medical service business. The credit limit maintenance period is until June 15, 2024. Loan term for the period of maintaining the credit limit: Maximum 06 months/contract, maximum salary disbursement plan 05 months/contract.

(iv) Short-term loan without collateral from officers and employees who are related parties of the Company (see note 28) with a term of 12 months from August 29, 2022, loan interest rate equal to the 12-month term deposit interest rate of the Joint Stock Commercial Bank for Investment and Development of Vietnam applied on September 1, 2022. The purpose of the loan is to mature bonds issued in 2020 and for other legal purposes as prescribed by law. As at the date of these interim financial statements, the loans have been extended until October 31, 2024.

(v) Long-term loan at Joint Stock Commercial Bank for Investment and Development of Vietnam (BIDV) - Thai Nguyen Branch under Credit Contract No. 02/2023/5745705/HDTD signed on August 28, 2023 with actual credit limit is 5,500,000,000 VND, the loan interest rate for the first 12 months is 8%, the remaining time the interest rate is applied according to the floating method. The purpose of the loan is to pay the costs of implementing the solar power system project investment. Loan term is 60 months, disbursement date and loan maturity date are determined according to the Capital Withdrawal Statement.

(vi) Long-term loans from Military Commercial Joint Stock Bank - Thai Nguyen Branch include:

- Loan under Credit Contract No. 5956.19.093.1699479.TD dated March 5, 2019 with credit limit of 35,000,000,000 VND, maximum loan term of 72 months, term loan interest rate is specified in the each Debt Receipt. The purpose of the loan is to pay for the purchase of machinery and equipment to serve medical examination and treatment activities of Thai Nguyen International Hospital. The loan is secured by machinery and equipment formed in the future from the project's loan capital.

- Loan under Credit Contract No. 99608.22.090.1699479.TD dated February 7, 2023 with credit limit of 370,000,000,000 VND, loan term of 10 years from the day following the date the Lender disburses the first loan. Loan interest rates depend on each disbursement, debt receipt and general agreement. The purpose of the loan is to invest in construction and purchase medical machinery and equipment to implement the Construction Investment Project of TNH Viet Yen Hospital, Bac Giang at the Medical land in Nguyen The Nho residential area, Bich Dong town, Viet Yen district, Bac Giang province. The loan is secured by assets according to the List of collateral assets in the Contract and documents amending, supplementing, and detailing the security specified in the security contract signed with the lender.

(vii) Loan from Vietnam Joint Stock Commercial Bank for Foreign Trade - Thai Nguyen Branch under Credit Contract No. 171/21/HDTD/TN dated June 10, 2021 and Amended Contract dated September 20, 2021 with term Credit limit is 19,634,000,000 VND by One-shot loan method. The purpose of using the loan, interest rate and loan term are specified in each loan contract. The loan is secured by collateral including the MAGNETOM Sempra 1.5 Tesla Magnetic Imaging System and imaging software connected to hospital software, an anesthetic machine with breathing features with alveolar mobilization and anesthetic gas monitoring Carestation 650 under mortgage contract No. 188/21/HDTCTN, 1-chip full HD laparoscopic surgery system and laparoscopic surgery kit were formed from the Company's loan and equity capital. The company has mortgaged machinery, equipment, means of transport, factories and structures, computer software and tools to secure long-term bank loans.

THAI NGUYEN INTERNATIONAL HOSPITAL JOINT STOCK COMPANY

No.328, Luong Ngoc Quyen street, Dong Quang ward, Thai Nguyen city, Thai Nguyen province

FORM NO. B 03a-DN

Issued according to Circular No. 200/2014/TT-BTC dated December 22, 2014 of the Ministry of Finance

20. OWNER'S EQUITY

Changes in owner's equity

a. Constrating table of changes in Owner's equity

Explanation	Owner's investment capital	Surplus equity	Treasury stock	Undistributed profit after tax	Total
Balance at the beginning of the previous year	415.000.000.000	-		369.450.185.176	784.450.185.176
Capital increase last year	103.749.980.000	-		-	103.749.980.000
Profit in last year	-	-		140.575.702.201	140.575.702.201
Profit distribution	-	-		(103.749.980.000)	(103.749.980.000)
Balance at the beginning of this year	518.749.980.000	-	-	406.275.907.377	925.025.887.377
Capital increase this year	284.374.990.000	258.967.990.000		-	543.342.980.000
Shares repurchase			(700.000.000)	-	(700.000.000)
Profit in period	-	-		138.813.105.899	138.813.105.899
Profit distribution	155.621.130.000	-		(155.621.130.000)	
Ending balance	958.746.100.000	258.967.990.000	(700.000.000)	389.467.883.276	1.606.481.973.276

(*) According to Resolution of the 2022 Annual General Meeting of Shareholders No. 551/NQ-DHDCD dated May 20, 2022 and Resolution of the 1st Extraordinary General Meeting of Shareholders in 2022 No. 110/2022/NQ-DHDCD dated October 10, 2022, during the period, the Company issued shares to existing shareholders at a ratio of 50% compared to the number of outstanding shares at the date of closing the list of shareholders to exercise the right to buy at the offering price of 20,000 VND/share. The number of additional shares issued is 25,937,499,000 shares with par value of 10,000 VND/share, corresponding to the increased capital contribution of the owner from the issuance of 259,374,990,000 VND.

(i) According to the Resolution of the 2022 Annual General Meeting of Shareholders No. 551/NQ-DHDCD dated May 20, 2022, during the period, the Company issued shares under the employee stock ownership plan ("ESOP") in 2022 with an offering price of 10,000 VND/share. The number of additional shares issued is 2,500,000 shares with par value of 10,000 VND/share corresponding to the increased capital contribution of the owner from the issuance of 25,000,000,000 VND.

(ii) According to the Resolution of the 2022 Annual General Meeting of Shareholders No. 551/NQ-DHDCD dated May 20, 2022 and the Resolution of the 1st Extraordinary General Meeting of Shareholders in 2022 No. 110/2022/NQ-DHDCD dated October 10, 2022, during the period, the Company paid 2021 dividends in shares to existing shareholders at the rate of 30% compared to the number of outstanding shares. The number of additional shares issued is 15,562,113 shares with par value of 10,000 VND/share, corresponding to the increased capital contribution of the owner from the issuance of 155,621,130,000 VND.

Stocks

	Ending balance Shares	Opening balance Shares
Number of shares sold	95.874.610	51.874.998
Common shares	95.874.610	51.874.998
Number of outstanding shares	67.437.111	51.874.998
Common shares	67.437.111	51.874.998

The accompanying notes are an integral part of these financial statements

THAI NGUYEN INTERNATIONAL HOSPITAL JOINT STOCK COMPANY

No.328, Luong Ngoc Quyen street, Dong Quang ward, Thai Nguyen city, Thai Nguyen province

FORM NO. B 03a-DN

Issued according to Circular No. 200/2014/TT-BTC dated December 22, 2014 of the Ministry of Finance

The par value of ordinary shares is 10,000 VND/share.

The number of ordinary shares restricted from transfer as of September 30, 2023 is 4,584,801 shares (as on December 31, 2022: 0 shares)

21. DEPARTMENTS BY BUSINESS FIELD AND DEPARTMENTS BY GEOGRAPHICAL AREA**Department by geographical area**

The company does not have any business activities outside of Vietnam; The Company's business activities are mainly carried out in Thai Nguyen province. Therefore, the Company does not present segment reports by geographical area.

Department by business field

During the period, the Company's main activity was medical examination and treatment. Therefore, the Company does not present segment reports by business lines. Revenue and cost of goods sold have been presented in detail according to revenue and cost of goods sold and services provided in Note 22 and Note 23.

22. REVENUE FROM SALES OF GOODS AND PROVISION OF SERVICES

	4th quarter of 2023 (VND)	4th quarter of 2022 (VND)
- Revenue from medical examination and treatment services	116.170.631.207	124.726.228.519
- Other revenue	-	506.929.094
Sum	116.170.631.207	125.233.157.613

23. COST OF GOODS SOLD AND PROVISION OF SERVICES

	4th quarter of 2023	4th quarter of 2022
- Historical cost of provided services	66.030.563.637	65.699.157.338
Sum	66.030.563.637	65.699.157.338

24. REVENUE FROM FINANCIAL ACTIVITIES

	4th quarter of 2023	4th quarter of 2022
- Bank deposit interest	799.413.489	7.667.458
Sum	799.413.489	7.667.458

25. FINANCING COSTS

	4th quarter of 2023	4th quarter of 2022
- Loan interest	3.092.155.534	7.954.507.207
- Provision for investment in subsidiaries	8.733.649.978	-
Sum	11.825.805.512	7.954.507.207

The accompanying notes are an integral part of these financial statements

26. ENTERPRISE MANAGEMENT COST

	4th quarter of 2023	4th quarter of 2022
- Management staff expenses	4.932.049.843	4.636.273.091
- Outsourced service costs and other administrative expenses	2.451.269.319	2.891.096.038
Sum	7.383.319.162	7.527.369.129

27. CURRENT CORPORATE INCOME TAX EXPENSES

	4th quarter of 2023	4th quarter of 2022
- Current corporate income tax expenses	2.903.912.239	1.675.333.901
Total corporate income tax expenses	2.903.912.239	1.675.333.901

In which:

- (i) For income arising from business activities licensed under the Investment Certificate for the Yen Binh General Hospital construction project, the Company is obliged to pay corporate income tax at the current tax rate. 10% throughout the operating period. The company is exempt from tax for 04 years from the date of taxable income (2019) and is entitled to a 50% reduction in tax payable for the next 05 years. 2023 is the first year the Company will receive a 50% reduction in tax payable and from 2023, the Company pays corporate income tax at the current tax rate of 10%.
- (ii) For income arising from business activities licensed under the Investment Certificate for the Thai Nguyen International Hospital construction project, the Company is obliged to pay corporate income tax at the tax rate of 10 % calculated on taxable income from main business activities.
For other projects, the Company has not yet generated taxable income.
Taxable income from other activities is subject to the current tax rate of 20%.

28. BASIC EARNINGS ON SHARES

The calculation of basic earnings per share for the third quarter of 2023 is based on the profit attributable to shareholders owning common shares and the weighted average number of common shares outstanding during the period, specifically as follows:

	4th quarter of 2023	4th quarter of 2022
- Accounting profit after CIT	28.070.165.954	42.106.907.838
- Adjustments to increase or decrease accounting profit to determine the profit or loss attributable to common stock holders	-	-
- Profit or loss distributed to common stock holders	28.070.165.954	42.106.907.838
- Average outstanding ordinary shares during the period	69.798.989	67.437.111
Basic earnings on share	402	624

29. OPERATIONS AND BALANCES WITH RELATED PARTIES

List of related parties with transactions and balances during the period:

<i>Related parties</i>	<i>Relationship</i>
Mr.Hoang Tuyen	Chairman of the Board
Mr.Nguyen Van Thuy	Member of the Board of Directors cum Deputy General Director
Mr.Le Xuan Tan	Vice-chairman of the Board and General Director
Mr.Nguyen Xuan Don	Member of the Board of Directors

During the period, the Company had the following major transactions with related parties:

	<i>Relationship</i>	<i>This year (VND)</i>	<i>Previous year(VND)</i>
+ Loan interest paid to Mr.Hoang Tuyen	Chairman of the Board	1.941.290.000	597.923.233
+ Loan interest paid to Mr.Le Xuan Tan	Vice-chairman of the Board and General Director	621299.997	190.645.479
+ Loan interest paid to Mr.Nguyen Van Thuy	Member of the Board of Directors cum Deputy General Director	1.907.500.006	590.541.096
+ Loan interest paid to Mr.Nguyen Xuan Don	Member of the Board of Directors	545.000.000	167.232.877
Total		5.015.090.003	1.546.342.685

Main balances with related parties at the end of the accounting period:

	<i>Ending balance VND</i>	<i>Opening balance VND</i>
Short-term loans		
Mr.Hoang Tuyen	35.620.000.000	35.620.000.000
Mr.Nguyen Van Thuy	35.000.000.000	35.000.000.000
Mr.Le Xuan Tan	11.400.000.000	11.400.000.000
Mr.Nguyen Xuan Don	10.000.000.000	10.000.000.000
	92.020.000.000	92.020.000.000

30. EVENTS ARISING AFTER THE END OF THE ACCOUNTING PERIOD

On January 28, 2024, the Company received the 11th change of Business Registration Certificate, according to which the Company's charter capital increased to 1,102,445,800,000 VND due to the issuance of shares to pay annual dividends in 2022.


In addition to the event mentioned above, there are no unusual events occurring after the end of the accounting period that affect the financial situation and operations of the Company that require adjustment or presentation in the Financial Statements of the 4th quarter of 2023.

SCHEDULER



LUU THI HAI YEN

CHIEF ACCOUNTANT



NGUYEN THI THU THUY

Thai Nguyen, January 30, 2024

CHAIRMAN OF THE BOARD



HOANG TUYEN

**THAI NGUYEN INTERNATIONAL HOSPITAL JOINT STOCK
COMPANY**

No.328, Luong Ngoc Quyen street, Dong Quang ward, Thai
Nguyen city, Thai Nguyen province

FORM NO. B 03a-DN

Issued according to Circular No.
200/2014/TT-BTC dated December 22,
2014 of the Ministry of Finance